

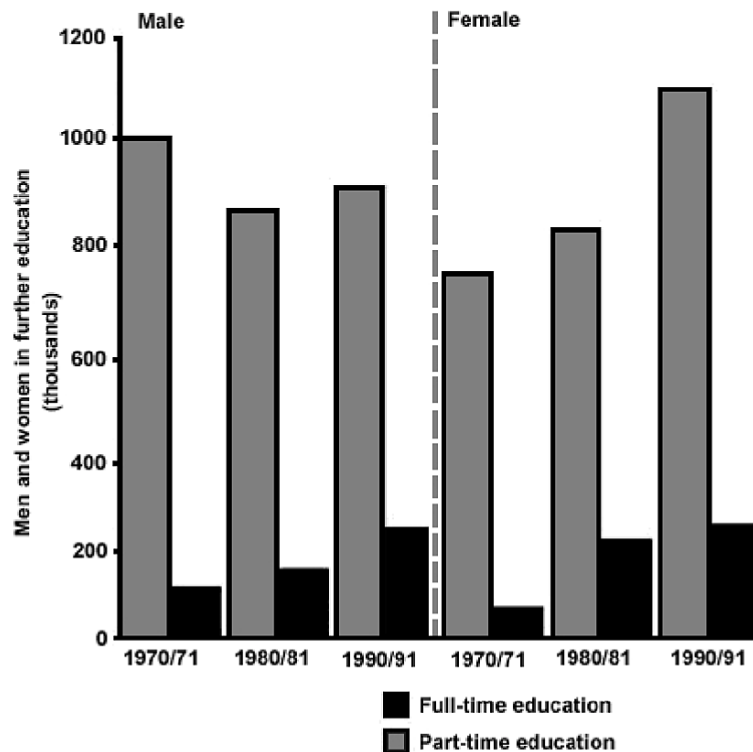
## WRITING TASK 1

You should spend about 20 minutes on this task. (*Top Tip from YEC: set a timer!*)

**The chart below shows the number of men and women in further education in Britain in three periods and whether they were studying full-time or part-time.**

**Summarize the information by selecting and reporting the main features, and make comparisons where relevant.**

Write at least 150 words.



Continue to the next page.



## WRITING TASK 1

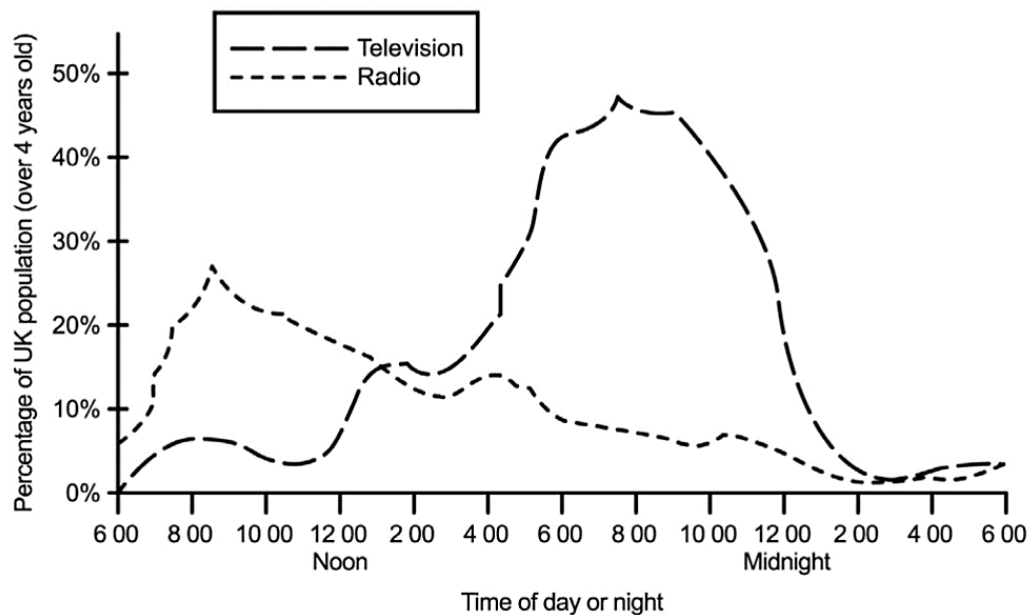
You should spend about 20 minutes on this task. *(Top Tip from YEC: set a timer!)*

**The graph below shows radio and television audiences throughout the day in 1992.**

**Summarize the information by selecting and reporting the main features, and make comparisons where relevant.**

Write at least 150 words.

**Radio and television audiences in UK, October – December 1992**



Continue to the next page.



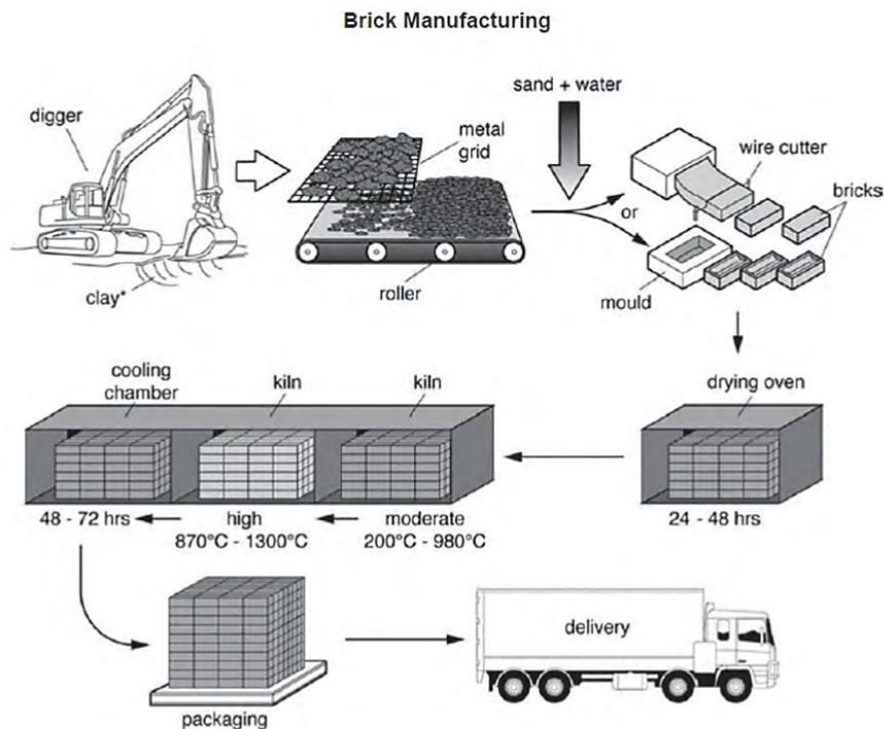
## WRITING TASK 1

You should spend about 20 minutes on this task. (*Top Tip from YEC: set a timer!*)

**The diagram below shows the process by which bricks are manufactured for the building industry.**

**Summarize the information by selecting and reporting the main features, and make comparisons where relevant.**

Write at least 150 words.



\*Clay: type of sticky earth that is used for making bricks, pots, etc.

